


ROOM CASED  
 CAPILLARY  
 THERMOSTAT

series THPR, THK



## DESCRIPTION:

- design: capillary, room freely accessible regulation
- mounting: on wall, bracket

## TECHNICAL PARAMETERS:

- temperature range: 0-90°C (THK), -10+40°C (THPR)
  - temperature difference: 5K
  - capillary length THK: 1000mm
    - contact load: 16(4)A/250V, 6(1)A/400V (THK) 16(4)A/250V, 6(1)A/250V (THPR)
- protection: IP 40 (THK), IP 54 (THPR)

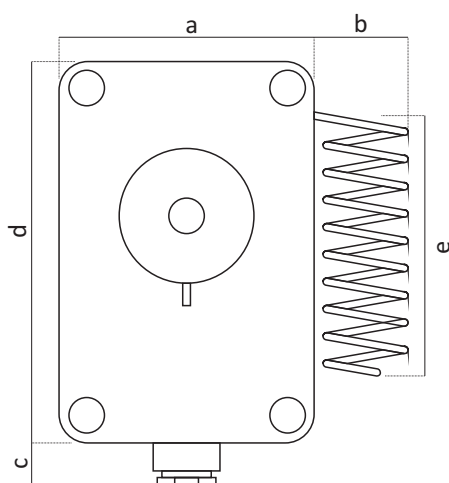
## SPECIFICATION:

Room thermostats THPR are designed for control of electric devices in dependence on room temperature. Mounting on wall. Due to its higher protection IP 54 these thermostats are suitable also for outdoor use. Main advantages are easy operation, mounting and reliability.

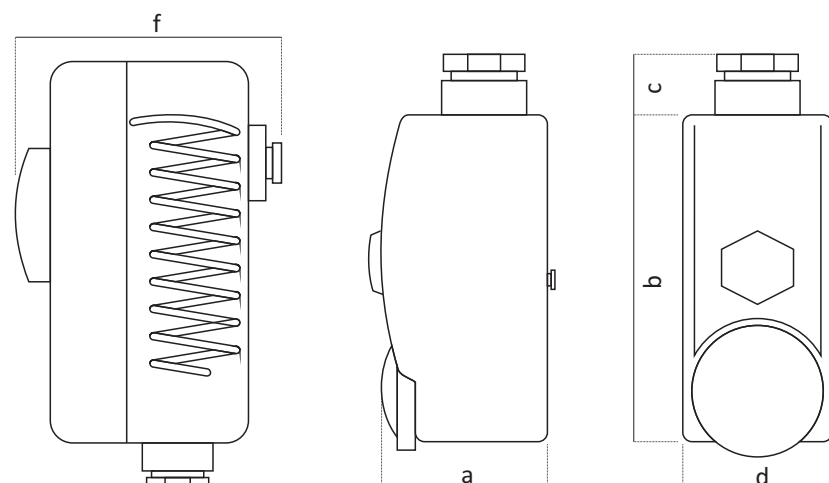
Encased capillary thermostats THK are designated for use in operations, where emphasis is put on visual aspect or where it is important to prevent direct contact with the contacts. Operational thermostats enable temperature setting using a knob. Sensor of diameter 6,5mm and length 72mm should be placed in a protection well. Sensor is connected with the thermostat by 1m long capillary. Thermostat is attached using wall clips.

|                            |                              |                              |
|----------------------------|------------------------------|------------------------------|
| Technical parameters       | THPR                         | THK                          |
| Regulatory range           | -10+40°C                     | 0-90°C                       |
| Accuracy                   | ±3°C                         | ±3°C                         |
| Temperature difference     | 5K                           | 5K                           |
| Protection                 | IP 54                        | IP 40                        |
| Sensor dimensions          | 80x30mm                      | 72x6,5mm                     |
| Capillary length           | x                            | 1000mm                       |
| Rate of temperature change | <1°K/min                     | <1°K/min                     |
| Contact load               | 16(4)A/250V, 6(1)A/250V      | 16(4)A/250V, 6(1)A/250V      |
| Design                     | freely accessible regulation | freely accessible regulation |
| T <sub>max</sub> case      | 80°C                         | 80°C                         |
| Mounting                   | on wall                      | on wall                      |

• THPR



• THK



| Dimensions in mm |    |    |    |     |    |    |
|------------------|----|----|----|-----|----|----|
| Type             | a  | b  | c  | d   | e  | f  |
| THPR             | 65 | 30 | 20 | 100 | 80 | 70 |
| THK              | 50 | 86 | 15 | 38  | -  | -  |

Wiring diagram

